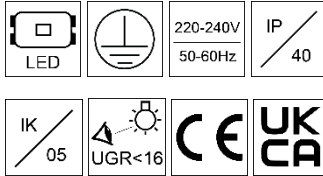



ERIDANUS R LED

Recessed Luminaires



Images for the product family and options:



Description: Recessed mounted LED luminaire
 Light distribution: direct
 Optical system: double parabolic reflector with lenses, low glare
 Housing: steel
 Colour: white, RAL9003S

General data: Mains voltage: 220-240V, 0/50-60Hz
 LED lifetime, h: 100000/L80B10
 SDCM: 3
 Protection class IEC: I
 Ingress protection code: IP40/20
 Mechanical impact resistance: IK05
 Operating temperature range, °C: ta 0...+35

Installation: In modular suspended ceilings, in ceilings with cut-out openings (optional). Push-in terminal, 3x2x2.5mm²

Environment: Indoor

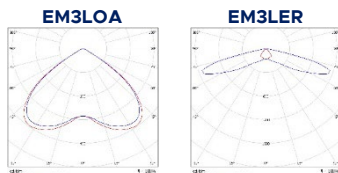
Application: Office, education, corridor, retail, public place



EAIRB sensors ensure lighting is only on when and where it is needed. The sensors can bring huge benefits in terms of energy management as they enable sunlight harvesting, automatic dimming, and sensing the presence of people. The lighting is only on when actually required so cost savings are considerable. Energy saving - typically between 30% and 50%. Application: are ideal for all office areas including work spaces, conference rooms, corridors, break-out rooms, administrative areas, stairwells and similar applications in schools and hospitals. For more information see the option list and energy saving solutions.



Series of EM3LOA and EM3LER emergency kits is the newest line of options that combines highly efficient LED light sources and the latest optics, designed to illuminate open areas or escape routes. A high specification LED emergency version provides high performance emergency lighting in commercial buildings where aesthetics is of prime importance, such as offices, retail or hospitality and leisure facilities. Whereas typical escape route emergency luminaires need to be spaced at every 3 to 7 metres to achieve the required illumination level, EM3LOA and EM3LER optimised optics can provide spacing up to 17 metres along the escape routes and up to 9 metres in the open areas, depending on ceiling height, that effects significantly on reduction of the number of needed emergency luminaires and, consequently, the costs of installation and subsequent maintenance.



EM3LOA

EM3LER

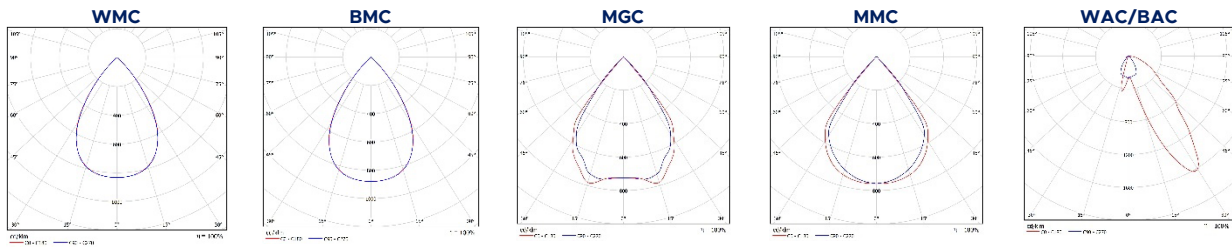
TECHNICAL DATA SHEET

Product	Length, mm	Width, mm	Height, mm	Luminaire output*, lm	System power*, W	System efficacy*, lm/W	CRI*, (Ra)	CCT*, K	Weight, kg
Eridanus R LED1x1500 G950 T830 WMC	595	295	31	1385	9,2	151	80+	3000	1,7
Eridanus R LED1x1800 G951 T830 WMC	595	295	31	1700	11,1	153	80+	3000	1,7
Eridanus R LED1x2150 G952 T830 WMC	595	295	31	2003	13,4	149	80+	3000	1,7
Eridanus R LED1x2450 G953 T830 WMC	595	295	31	2309	15,7	147	80+	3000	1,7
Eridanus R LED2x1500 G954 T830 WMC	595	595	31	2770	17,6	157	80+	3000	2,7
Eridanus R LED2x1800 G955 T830 WMC	595	595	31	3399	21,9	155	80+	3000	2,7
Eridanus R LED2x2150 G956 T830 WMC	595	595	31	4006	26,1	153	80+	3000	2,7
Eridanus R LED2x2450 G957 T830 WMC	595	595	31	4617	30,8	150	80+	3000	2,7
Eridanus R LED1x2950 G958 T830 WMC	1195	295	31	2770	17,6	157	80+	3000	2,8
Eridanus R LED1x3600 G959 T830 WMC	1195	295	31	3399	21,9	155	80+	3000	2,8
Eridanus R LED1x4250 G960 T830 WMC	1195	295	31	4006	26,1	153	80+	3000	2,8
Eridanus R LED1x4900 G961 T830 WMC	1195	295	31	4617	30,8	150	80+	3000	2,8
Eridanus R LED2x2950 G962 T830 WMC	1195	595	31	5540	33,6	165	80+	3000	4,8
Eridanus R LED2x3600 G963 T830 WMC	1195	595	31	6798	41,9	162	80+	3000	4,8
Eridanus R LED2x4250 G964 T830 WMC	1195	595	31	8012	50,6	158	80+	3000	4,8
Eridanus R LED2x4900 G965 T830 WMC	1195	595	31	9235	59,0	157	80+	3000	4,8
Eridanus R LED1x1500 G950 T840 WMC	595	295	31	1460	9,2	147	80+	4000	1,7
Eridanus R LED1x1800 G951 T840 WMC	595	295	31	1791	11,1	161	80+	4000	1,7
Eridanus R LED1x2150 G952 T840 WMC	595	295	31	2111	13,4	158	80+	4000	1,7
Eridanus R LED1x2450 G953 T840 WMC	595	295	31	2433	15,7	155	80+	4000	1,7
Eridanus R LED2x1500 G954 T840 WMC	595	595	31	2920	17,6	166	80+	4000	2,7
Eridanus R LED2x1800 G955 T840 WMC	595	595	31	3583	21,9	164	80+	4000	2,7
Eridanus R LED2x2150 G956 T840 WMC	595	595	31	4222	26,1	162	80+	4000	2,7
Eridanus R LED2x2450 G957 T840 WMC	595	595	31	4867	30,8	158	80+	4000	2,7
Eridanus R LED1x2950 G958 T840 WMC	1195	295	31	2920	17,6	166	80+	4000	2,8
Eridanus R LED1x3600 G959 T840 WMC	1195	295	31	3583	21,9	164	80+	4000	2,8
Eridanus R LED1x4250 G960 T840 WMC	1195	295	31	4222	26,1	162	80+	4000	2,8
Eridanus R LED1x4900 G961 T840 WMC	1195	295	31	4867	30,8	158	80+	4000	2,8
Eridanus R LED2x2950 G962 T840 WMC	1195	595	31	5840	33,7	173	80+	4000	4,8
Eridanus R LED2x3600 G963 T840 WMC	1195	595	31	7165	41,9	171	80+	4000	4,8
Eridanus R LED2x4250 G964 T840 WMC	1195	595	31	8445	50,5	167	80+	4000	4,8
Eridanus R LED2x4900 G965 T840 WMC	1195	595	31	9733	58,9	165	80+	4000	4,8
Eridanus R LED1x1350 G950 T830 BMC	595	295	31	1248	9,2	136	80+	3000	1,7
Eridanus R LED1x1700 G951 T830 BMC	595	295	31	1532	11,1	138	80+	3000	1,7
Eridanus R LED1x1950 G952 T830 BMC	595	295	31	1805	13,4	135	80+	3000	1,7
Eridanus R LED1x2250 G953 T830 BMC	595	295	31	2080	15,7	132	80+	3000	1,7
Eridanus R LED2x1350 G954 T830 BMC	595	595	31	2496	17,6	142	80+	3000	2,7
Eridanus R LED2x1700 G955 T830 BMC	595	595	31	3063	21,9	140	80+	3000	2,7
Eridanus R LED2x1950 G956 T830 BMC	595	595	31	3610	26,1	138	80+	3000	2,7
Eridanus R LED2x2250 G957 T830 BMC	595	595	31	4161	30,8	135	80+	3000	2,7
Eridanus R LED1x2700 G958 T830 BMC	1195	295	31	2496	17,6	142	80+	3000	2,8
Eridanus R LED1x3350 G959 T830 BMC	1195	295	31	3063	21,9	140	80+	3000	2,8
Eridanus R LED1x3900 G960 T830 BMC	1195	295	31	3610	26,1	138	80+	3000	2,8
Eridanus R LED1x4500 G961 T830 BMC	1195	295	31	4161	30,8	135	80+	3000	2,8
Eridanus R LED2x2700 G962 T830 BMC	1195	595	31	4993	33,6	149	80+	3000	4,8
Eridanus R LED2x3350 G963 T830 BMC	1195	595	31	6126	41,9	146	80+	3000	4,8
Eridanus R LED2x3900 G964 T830 BMC	1195	595	31	7220	50,6	143	80+	3000	4,8
Eridanus R LED2x4500 G965 T830 BMC	1195	595	31	8321	59,0	141	80+	3000	4,8
Eridanus R LED1x1350 G950 T840 BMC	595	295	31	1316	9,2	143	80+	4000	1,7
Eridanus R LED1x1700 G951 T840 BMC	595	295	31	1614	11,1	145	80+	4000	1,7
Eridanus R LED1x1950 G952 T840 BMC	595	295	31	1903	13,4	142	80+	4000	1,7
Eridanus R LED1x2250 G953 T840 BMC	595	295	31	2193	15,7	140	80+	4000	1,7
Eridanus R LED2x1350 G954 T840 BMC	595	595	31	2631	17,6	149	80+	4000	2,7
Eridanus R LED2x1700 G955 T840 BMC	595	595	31	3228	21,9	147	80+	4000	2,7
Eridanus R LED2x1950 G956 T840 BMC	595	595	31	3805	26,1	146	80+	4000	2,7
Eridanus R LED2x2250 G957 T840 BMC	595	595	31	4385	30,8	142	80+	4000	2,7
Eridanus R LED1x2700 G958 T840 BMC	1195	295	31	2631	17,6	149	80+	4000	2,8
Eridanus R LED1x3350 G959 T840 BMC	1195	295	31	3228	21,9	147	80+	4000	2,8
Eridanus R LED1x3900 G960 T840 BMC	1195	295	31	3805	26,1	146	80+	4000	2,8
Eridanus R LED1x4500 G961 T840 BMC	1195	295	31	4385	30,8	142	80+	4000	2,8
Eridanus R LED2x2700 G962 T840 BMC	1195	595	31	5263	33,7	156	80+	4000	4,8
Eridanus R LED2x3350 G963 T840 BMC	1195	595	31	6457	41,9	154	80+	4000	4,8
Eridanus R LED2x3900 G964 T840 BMC	1195	595	31	7610	50,5	151	80+	4000	4,8
Eridanus R LED2x4500 G965 T840 BMC	1195	595	31	8771	58,9	149	80+	4000	4,8
Eridanus R LED1x1500 G950 T830 MGC	595	295	31	1446	9,2	157	80+	3000	1,7
Eridanus R LED1x1800 G951 T830 MGC	595	295	31	1774	11,1	160	80+	3000	1,7
Eridanus R LED1x2150 G952 T830 MGC	595	295	31	2091	13,4	156	80+	3000	1,7
Eridanus R LED1x2450 G953 T830 MGC	595	295	31	2410	15,7	154	80+	3000	1,7
Eridanus R LED2x1500 G954 T830 MGC	595	595	31	2892	17,6	164	80+	3000	2,7
Eridanus R LED2x1800 G955 T830 MGC	595	595	31	3549	21,9	162	80+	3000	2,7
Eridanus R LED2x2150 G956 T830 MGC	595	595	31	4182	26,1	160	80+	3000	2,7
Eridanus R LED2x2450 G957 T830 MGC	595	595	31	4820	30,8	156	80+	3000	2,7
Eridanus R LED1x2950 G958 T830 MGC	1195	295	31	2892	17,6	164	80+	3000	2,8
Eridanus R LED1x3600 G959 T830 MGC	1195	295	31	3549	21,9	162	80+	3000	2,8
Eridanus R LED1x4250 G960 T830 MGC	1195	295	31	4182	26,1	160	80+	3000	2,8
Eridanus R LED1x4900 G961 T830 MGC	1195	295	31	4820	30,8	156	80+	3000	2,8
Eridanus R LED2x2950 G962 T830 MGC	1195	595	31	5784	33,6	172	80+	3000	4,8
Eridanus R LED2x3600 G963 T830 MGC	1195	595	31	7097	41,9	169	80+	3000	4,8
Eridanus R LED2x4250 G964 T830 MGC	1195	595	31	8365	50,6	165	80+	3000	4,8
Eridanus R LED2x4900 G965 T830 MGC	1195	595	31	9640	59,0	163	80+	3000	4,8
Eridanus R LED1x1500 G950 T840 MGC	595	295	31	1524	9,2	166	80+	4000	1,7
Eridanus R LED1x1800 G951 T840 MGC	595	295	31	1870	11,1	168	80+	4000	1,7
Eridanus R LED1x2150 G952 T840 MGC	595	295	31	2204	13,4	164	80+	4000	1,7
Eridanus R LED1x2450 G953 T840 MGC	595	295	31	2540	15,7	162	80+	4000	1,7
Eridanus R LED2x1500 G954 T840 MGC	595	595	31	3049	17,6	173	80+	4000	2,7
Eridanus R LED2x1800 G955 T840 MGC	595	595	31	3740	21,9	171	80+	4000	2,7
Eridanus R LED2x2150 G956 T840 MGC	595	595	31	4408	26,1	169	80+	4000	2,7
Eridanus R LED2x2450 G957 T840 MGC	595	595	31	5081	30,8	165	80+	4000	2,7
Eridanus R LED1x2950 G958 T840 MGC	1195	295	31	3049	17,6	173	80+	4000	2,8
Eridanus R LED1x3600 G959 T840 MGC	1195	295	31	3740	21,9	171	80+	4000	2,8
Eridanus R LED1x4250 G960 T840 MGC	1195	295	31	4408	26,1	169	80+	4000	2,8
Eridanus R LED1x4900 G961 T840 MGC	1195	295	31	5081	30,8	165	80+	4000	2,8
Eridanus R LED2x2950 G962 T840 MGC	1195	595	31	6097	33,7	181	80+	4000	4,8
Eridanus R LED2x3600 G963 T840 MGC	1195	595	31	7480	41,9	179	80+	4000	4,8

TECHNICAL DATA SHEET

Product	Length, mm	Width, mm	Height, mm	Luminaire output*, lm	System power*, W	System efficacy*, lm/W	CRI*, (Ra)	CCT*, K	Weight, kg
Eridanus R LED2x4250 G964 T840 MGC	1195	595	31	8816	50,5	175	80+	4000	4,8
Eridanus R LED2x4900 G965 T840 MGC	1195	595	31	10161	58,9	173	80+	4000	4,8
Eridanus R LED1x1500 G950 T830 MMC	595	295	31	1416	9,2	154	80+	3000	1,7
Eridanus R LED1x1800 G951 T830 MMC	595	295	31	1737	11,1	156	80+	3000	1,7
Eridanus R LED1x2150 G952 T830 MMC	595	295	31	2047	13,4	153	80+	3000	1,7
Eridanus R LED1x2450 G953 T830 MMC	595	295	31	2359	15,7	150	80+	3000	1,7
Eridanus R LED2x1500 G954 T830 MMC	595	595	31	2831	17,6	161	80+	3000	2,7
Eridanus R LED2x1800 G955 T830 MMC	595	595	31	3474	21,9	159	80+	3000	2,7
Eridanus R LED2x2150 G956 T830 MMC	595	595	31	4094	26,1	157	80+	3000	2,7
Eridanus R LED2x2450 G957 T830 MMC	595	595	31	4719	30,8	153	80+	3000	2,7
Eridanus R LED1x2950 G958 T830 MMC	1195	295	31	2831	17,6	161	80+	3000	2,8
Eridanus R LED1x3600 G959 T830 MMC	1195	295	31	3474	21,9	159	80+	3000	2,8
Eridanus R LED1x4250 G960 T830 MMC	1195	295	31	4094	26,1	157	80+	3000	2,8
Eridanus R LED1x4900 G961 T830 MMC	1195	295	31	4719	30,8	153	80+	3000	2,8
Eridanus R LED2x2950 G962 T830 MMC	1195	595	31	5662	33,6	169	80+	3000	4,8
Eridanus R LED2x3600 G963 T830 MMC	1195	595	31	6948	41,9	166	80+	3000	4,8
Eridanus R LED2x4250 G964 T830 MMC	1195	595	31	8189	50,6	162	80+	3000	4,8
Eridanus R LED2x4900 G965 T830 MMC	1195	595	31	9437	59,0	160	80+	3000	4,8
Eridanus R LED1x1500 G950 T840 MMC	595	295	31	1492	9,2	162	80+	4000	1,7
Eridanus R LED1x1800 G951 T840 MMC	595	295	31	1831	11,1	165	80+	4000	1,7
Eridanus R LED1x2150 G952 T840 MMC	595	295	31	2158	13,4	161	80+	4000	1,7
Eridanus R LED1x2450 G953 T840 MMC	595	295	31	2487	15,7	158	80+	4000	1,7
Eridanus R LED2x1500 G954 T840 MMC	595	595	31	2984	17,6	170	80+	4000	2,7
Eridanus R LED2x1800 G955 T840 MMC	595	595	31	3661	21,9	167	80+	4000	2,7
Eridanus R LED2x2150 G956 T840 MMC	595	595	31	4315	26,1	165	80+	4000	2,7
Eridanus R LED2x2450 G957 T840 MMC	595	595	31	4974	30,8	161	80+	4000	2,7
Eridanus R LED1x2950 G958 T840 MMC	1195	295	31	2984	17,6	170	80+	4000	2,8
Eridanus R LED1x3600 G959 T840 MMC	1195	295	31	3661	21,9	167	80+	4000	2,8
Eridanus R LED1x4250 G960 T840 MMC	1195	295	31	4315	26,1	165	80+	4000	2,8
Eridanus R LED1x4900 G961 T840 MMC	1195	295	31	4974	30,8	161	80+	4000	2,8
Eridanus R LED2x2950 G962 T840 MMC	1195	595	31	5969	33,7	177	80+	4000	4,8
Eridanus R LED2x3600 G963 T840 MMC	1195	595	31	7323	41,9	175	80+	4000	4,8
Eridanus R LED2x4250 G964 T840 MMC	1195	595	31	8630	50,5	171	80+	4000	4,8
Eridanus R LED2x4900 G965 T840 MMC	1195	595	31	9947	58,9	169	80+	4000	4,8
Eridanus R LED1x1500 G950 T830 WAC	595	295	31	1142	9,2	124	80+	3000	1,7
Eridanus R LED1x1800 G951 T830 WAC	595	295	31	1401	11,1	126	80+	3000	1,7
Eridanus R LED1x2150 G952 T830 WAC	595	295	31	1651	13,4	123	80+	3000	1,7
Eridanus R LED1x2450 G953 T830 WAC	595	295	31	1903	15,7	121	80+	3000	1,7
Eridanus R LED2x1500 G954 T830 WAC	595	595	31	2283	17,6	130	80+	3000	2,7
Eridanus R LED2x1800 G955 T830 WAC	595	595	31	2802	21,9	128	80+	3000	2,7
Eridanus R LED2x2150 G956 T830 WAC	595	595	31	3302	26,1	127	80+	3000	2,7
Eridanus R LED2x2450 G957 T830 WAC	595	595	31	3805	30,8	124	80+	3000	2,7
Eridanus R LED1x2950 G958 T830 WAC	1195	295	31	2283	17,6	130	80+	3000	2,8
Eridanus R LED1x3600 G959 T830 WAC	1195	295	31	2802	21,9	128	80+	3000	2,8
Eridanus R LED1x4250 G960 T830 WAC	1195	295	31	3302	26,1	127	80+	3000	2,8
Eridanus R LED1x4900 G961 T830 WAC	1195	295	31	3805	30,8	124	80+	3000	2,8
Eridanus R LED2x2950 G962 T830 WAC	1195	595	31	4566	33,6	136	80+	3000	4,8
Eridanus R LED2x3600 G963 T830 WAC	1195	595	31	5603	41,9	134	80+	3000	4,8
Eridanus R LED2x4250 G964 T830 WAC	1195	595	31	6604	50,6	131	80+	3000	4,8
Eridanus R LED2x4900 G965 T830 WAC	1195	595	31	7611	59,0	129	80+	3000	4,8
Eridanus R LED1x1500 G950 T840 WAC	595	295	31	1203	9,2	131	80+	4000	1,7
Eridanus R LED1x1800 G951 T840 WAC	595	295	31	1476	11,1	133	80+	4000	1,7
Eridanus R LED1x2150 G952 T840 WAC	595	295	31	1740	13,4	130	80+	4000	1,7
Eridanus R LED1x2450 G953 T840 WAC	595	295	31	2006	15,7	128	80+	4000	1,7
Eridanus R LED2x1500 G954 T840 WAC	595	595	31	2407	17,6	137	80+	4000	2,7
Eridanus R LED2x1800 G955 T840 WAC	595	595	31	2953	21,9	135	80+	4000	2,7
Eridanus R LED2x2150 G956 T840 WAC	595	595	31	3480	26,1	133	80+	4000	2,7
Eridanus R LED2x2450 G957 T840 WAC	595	595	31	4011	30,8	130	80+	4000	2,7
Eridanus R LED1x2950 G958 T840 WAC	1195	295	31	2407	17,6	137	80+	4000	2,8
Eridanus R LED1x3600 G959 T840 WAC	1195	295	31	2953	21,9	135	80+	4000	2,8
Eridanus R LED1x4250 G960 T840 WAC	1195	295	31	3480	26,1	133	80+	4000	2,8
Eridanus R LED1x4900 G961 T840 WAC	1195	295	31	4011	30,8	130	80+	4000	2,8
Eridanus R LED2x2950 G962 T840 WAC	1195	595	31	4814	33,7	143	80+	4000	4,8
Eridanus R LED2x3600 G963 T840 WAC	1195	595	31	5906	41,9	141	80+	4000	4,8
Eridanus R LED2x4250 G964 T840 WAC	1195	595	31	6960	50,5	138	80+	4000	4,8
Eridanus R LED2x4900 G965 T840 WAC	1195	595	31	8022	58,9	136	80+	4000	4,8

*Tolerance range for optical and electrical data: ±10%. Values apply to an ambient temperature of 25°C. Improving its products. The right is reserved to change any product specifications without prior notification



Available options:

T830	Colour temperature 3000K, CRI 80+
T840	Colour temperature 4000K, CRI 80+
WMC	White matt reflector with clear lens
BMC	Black matt reflector with clear lens
MGC	Metallic mirror finish reflector with clear lens
MMC	Metallic matt reflector with clear lens
WAC	Metallic mirror finish asymmetrical reflector with white shade and clear lens
BAC	Metallic mirror finish asymmetrical reflector with black shade and clear lens
DALI	Driver with DALI interface and switch-control dimming
EAIRB-M	Master luminaire with integrated smart sensor and driver with Bluetooth communication and grouping possibilities for lighting control
*note - ingress protection IP20	
EAIRB-S	Slave luminaire with integrated EAIR type driver for lighting control
*note - max system size 1x EAIRB-M + 3x EAIRB-S	
*note - max wire length from EAIRB-M to last EAIRB-S - 11 meters	
*note - EAIRB options are not applicable for models: G950; G951	
BLT	Integrated wireless control unit and driver for lighting control via mobile device (via Bluetooth), with integrated DALI PS
KRBLT	Integrated wireless control unit and driver for lighting control via mobile device (KR system app), on/off
KRBLT DALI	Integrated wireless control unit and driver for lighting control via mobile device (KR system app), DALI with integrated PS
COR	Driver with Corridor function (never off)
COR1min	Driver with Corridor function 1min (switch off after 1 min.)
COR30min	Driver with Corridor function 30min (switch off after 30 min.)

Available accessories:



Product: Remote Control HRC-12
 Description: The functionality of the sensors is controlled by a number of parameters which can be changed or programmed remote with an infrared handset
 *note - compatible with options: PIR

PIR(BASIC)	Integrated PIR sensor with on-off control, basic version
PIR	Integrated PIR sensor with on-off control
PIR DALI	Integrated PIR sensor with DALI control and power supply
PIR BLT DALI2	Integrated wireless PIR sensor with CASAMBI app control. Requires DALI power supply.
PIR KRBLT DALI	Integrated wireless PIR sensor with KR system app control and DALI power supply.
EM3	Emergency version 3 hours
EM3A	Emergency version equipped with an autonomous testing system, 3 hours
EM3D	Emergency version 3 hours with DALI interface
EM3LER	Emergency version 3 hours, lens - escape route
EM3LOA	Emergency version 3 hours, lens - open areas
*note - luminaire EM versions are supplied with higher external gearbox	
WIE3-0.5m	3-pole "Wieland - gesis classic" type or compatible connector with 0.5m cable
WIE5D-0.5m	5-pole DALI "Wieland - gesis classic" type or compatible connector with 0.5m cable
Schuko-1.5m	3-pole "Schuko" type plug with 3x1.0mm ² 1.5m cable
Schuko-3.0m	3-pole "Schuko" type plug with 3x1.0mm ² 3.0m cable
W625	Designed for the German market to fit 625x625 suspended ceiling
SB	Support brackets for installation into a plasterboard ceiling
DROP T24	Luminaire version for drop tile style suspended ceilings (600 T24)
DROP T15	Luminaire version for drop tile style suspended ceilings (600 T15)
RAL	RAL colour



Product: Remote Control HRC-11
 Description: The functionality of the sensors is controlled by a number of parameters which can be changed or programmed remote with an infrared handset
 *note - compatible with options: PIR; PIR DALI